



2013

2014 4 16

..... 1

..... 2

..... 3

..... 3

..... 3

..... 4

..... 4

..... 4

..... 5

..... 5

1	2013	1	1	2013	12
31					
2					
	<				>
3					
4					
5			2013		

2013

7-9

11

2013
21.47%

64

114.29%

116.95

0.18%

1.56

47.38%

2013

180

300

200

2013

2014



"

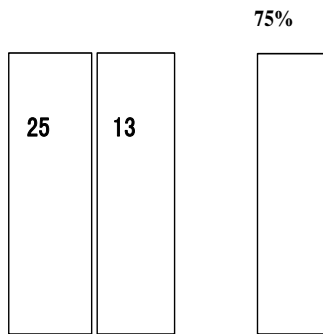
"

2014

2014 4 16

			2005	3	29		
						2011	1 7
							601118
							39.31
353							25
	13			1			
					12		
2013							





20%

353

1/3



2007 2

2015

60

353

3

34

2013

2013

2014 3

2013



20 80 353 6.7%
2009

2012

5 150 2012 3
61.5% 3171
60% 353
11.13%

2013

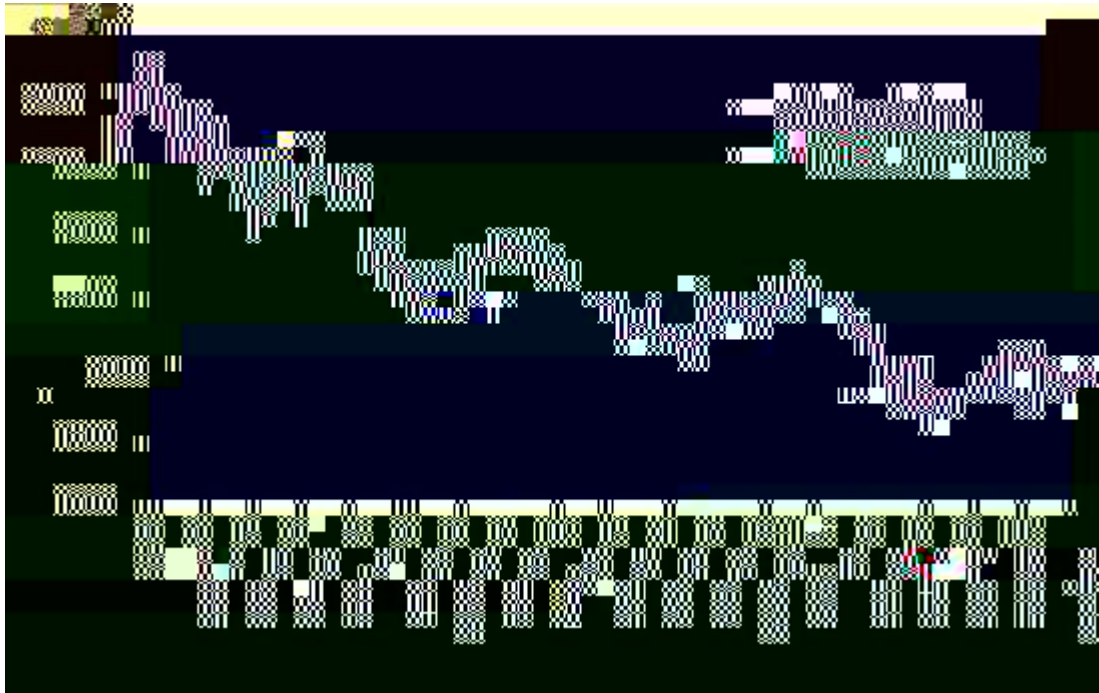
1
2013 2900

2

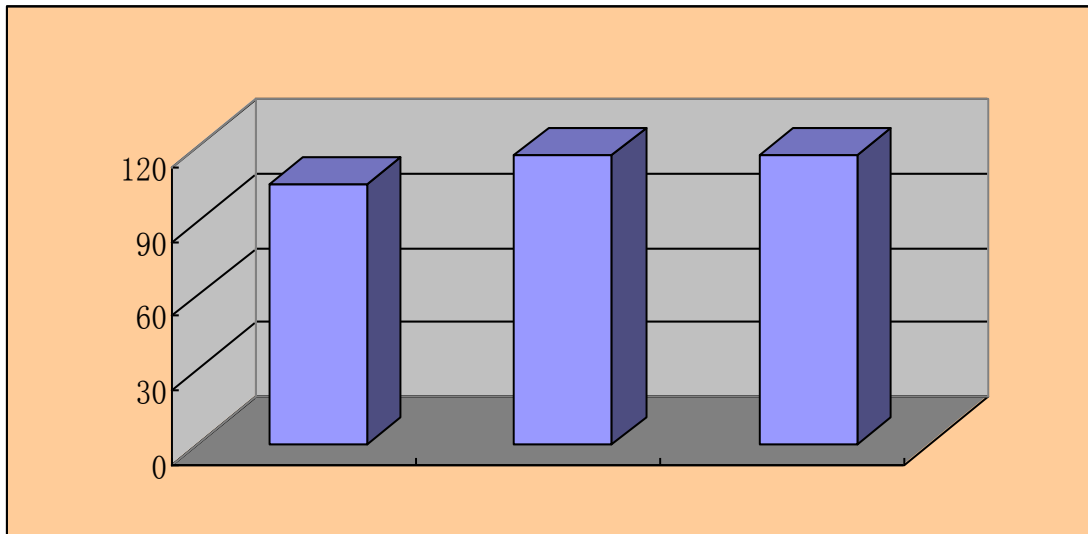


2013

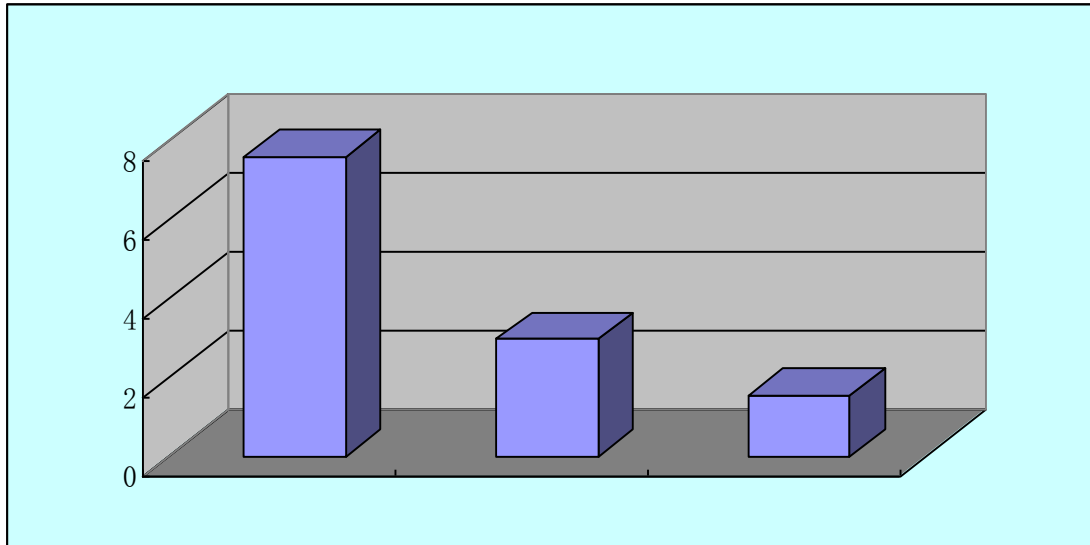
1				
2013		248	7	8
		2013	13	
		6		
2				
				IS014001
	2013		13	
IS014001				
		2013		44
8				2013
	13			
1				



2



3



41

4

2013

E

90%

3

[2013]43

2010 2012

8.255

54.15%

2013

10


0.20

7

2013

	1279		12
132	1039	96	326
	318	97.5%	

2460



2013

45

2013

,

3

525 523 628

,

525 4.5 7-8

PR107 2012 6 628

2013 7

4

60

2012

2013

30

5



2013

2-3

4-7

3

16%

2011

2012

6

2013

7

5%

20%

2013

30,386

8,000

2,142

5,975

61.74

30

60

2013

428

89

10,734

3

40

2013

23,321

